

MIND  
BLOWING



Finolex

THE  
NEW STYLE  
STATEMENT



FANS CATALOG

XCEEDS  
EXPECTATIONS



## Total Electrical Solutions

---

Started in 1958, Finolex Cables Limited is India's largest and leading electrical and telecommunication cables manufacturer. Finolex Cables has always believed in enhancing capabilities and augmenting the product basket. In last few years, besides the cable business the company has forayed into new segments and added new products under the Finolex brand.

The company offers Total Electrical Solutions with products like Electrical Wires, 3 Core Flat Cables, Communication Cables, Telecommunication Cables, Flexible Cables, Auto Cables, Copper Rods, CFLs, LED Lighting Range, Electrical Switches, Switchgears, Fans and Electric Water Heater range. Finolex Cables Limited has four manufacturing facilities viz. at Pimpri (Pune), Urse (near Pune), Verna (Goa) and Roorkee (Uttarakhand).

## Finolex Fans

---

Finolex comes with unique and exclusive range of Ceiling, Table, Pedestal, Wall, Exhaust and Multipurpose fans. The Finolex fans range offers unique and unprecedented aesthetics and value for money performance which is the result of our in-house engineering expertise. Finolex Ceiling Fans are available in a variety of designs and sizes from 600 mm to 1400 mm that cater to varied consumer needs-from Premium ceiling fans that can add up to the aura of any living room to the plain and simple workhorses. The Finolex Ceiling fans range is classified in three segments "Premium", "Decorative" and "Smart". The Premium series of fans are niche products. The decorative series has simple and subtle models that are both modern and futuristic. Smart series has standard and economy fans which are functional and simple. The ceiling fan range boasts of unmatched performance.

Finolex Table, Pedestal and Wall fans are available in high speed and normal speed motors. Table and Pedestal have sturdy and elegant bases and are available in 400 mm. Wall fans have double strings for easy speed and swing selection and along with 400 mm they are also available in 300 mm. The Exhaust fans range has many options to choose from for usage in washrooms, kitchens, offices and commercial establishments. The range includes light duty, heavy duty and high speed fans. The metal series has bird guards whereas the fresh air series comes with automatic louver shutters. The range includes options in 100 to 600 mm. Finolex Delight: The entire Fans range is backed by a nationwide on location after sales service set-up with a dedicated customer care toll free number that brings service right to the customers door step.

# CONTENTS

—



## Ceiling

### Premium Collection 05-10

Boomerang LED Light  
 Cupid 5S  
 Wiggle ES  
 Widdly Plus 1S  
 Alessandra NXG 1S

### Decorative Collection 11-16

Brinley-1200mm  
 Torrence Deco-1200mm  
 Torrence-1200mm  
 Torrence 1S 600mm

### Economical Collection 17-20

Ecosport 1S  
 Ecosport Deco 1S  
 Fleenor NXG  
 Fleenor Deco NXG

---

## TPW

### Table Fans & Wall Pedestal Fans 21-28

Boomerang-NXG HS  
 Boomerang-NXG NS  
 Kraye-HS  
 Kraye-NS  
 Torrence Farrata

## Exhaust

### Exhaust Fans 31-37

Smasher CoAxial Plus  
 Smasher CoAxial  
 Smasher  
 Smasher Nuvo  
 Finfresh Axial Nuvo

### Domestic Metal Fans 38-39

Barney HS  
 Barney NS

### Industrial Metal Fans 40

HD Exhaust Nuvo

# Boomerang LED

- Stylish blades and rust-free body
- Aerodynamic design
- Optimum blade angle for superior air thrust
- Classic looks to match premium decor
- Remote control operation




## Specifications

Sweep (mm) – 1200

Speed (RPM) – 260

Power input (watts) – 38w

Air delivery (CMM) – 250 Meter cube/min.



# Cupid 5S

- Powerful BLDC Motor
- RF Remote
- 100% Copper Motor
- 5 Star rating
- Consistent speed even at low voltage with zero motor heating.



## Specifications

Sweep (mm) – 1200

Speed (RPM) – 350

Power input (watts) – 33

Air delivery (CMM) – 220




Matt White



Matt Brown



Bianco



Titanium




Satin Gold



# Wiggle ES

- Stylish blades and aerodynamic design
- Elegant looks with stunning colour combination
- Optimum blade angle for superior air thrust
- Faster air delivery
- Robust motor for superior performance



Birkin Copper



## Specifications

Sweep (mm) – 1200

Speed (RPM) – 350

Power input (watts) – 33

Air delivery (CMM) – 220



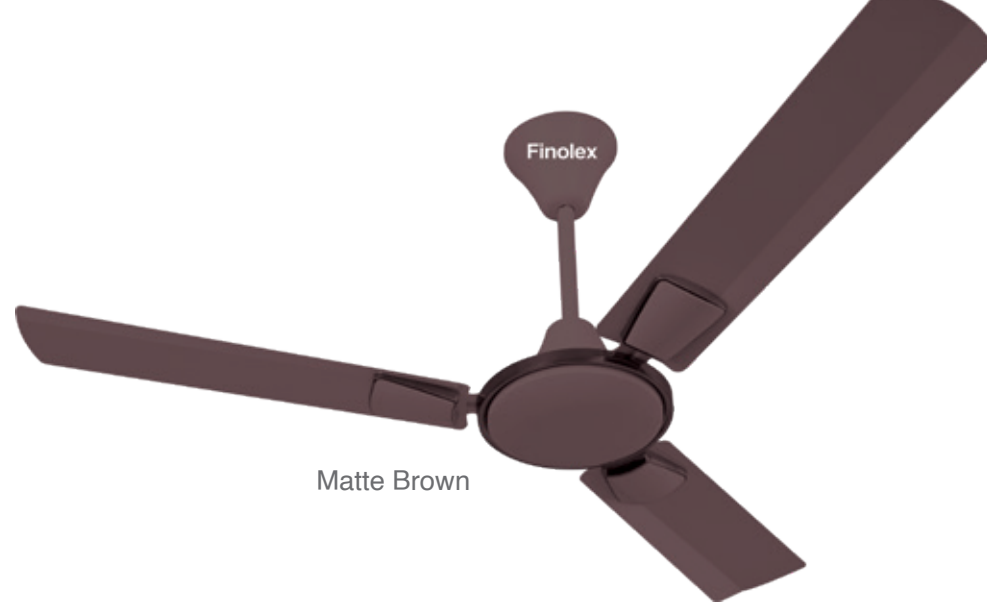
White Silver



Matt Brown Gold

# Widdly Plus 1S

- Energy Efficient fan
- Superior glossy paint finish
- Sturdy look
- Robust aluminium body and blades
- Optimum blade angle for superior air thrust
- Efficient air delivery



Matte Brown



### Specifications

Sweep (mm) – 1200

Power input (watts) – 46

Speed (RPM) – 360

Air delivery (CMM) – 210



Gold



Titanium



White

# Alessandra NXG 1S

- Air Delivery - 215
- RPM - 360+
- Top / Bottom / Blade - Aluminium



## Specifications

Sweep (mm) – 1200

Speed (RPM) – 360

Power input (watts) – 46

Air delivery (CMM) – 215

Midnight Blue Chrome



White Rose Gold



Husky Gold Copper



Breeze Wine Copper



# Brinley-1200mm



- Energy-efficient fan
- Superior glossy paint finish
- Sturdy look
- Robust aluminium body and blades
- Optimum blade angle for superior air thrust
- Efficient air delivery



## Specifications

Sweep (mm) – 1200

Power input (watts) – 46

Speed (RPM) – 360

Air delivery (CMM) – 210

Indigo Blue



Mist Gold Copper



Pearl White Chrome



# Colour Options



Matt Black Wood



Satin Gold - Art



Blue White - Art





# Torrence Deco-1200mm

- Elegant design ring and blade trims that complement your interiors
- Sleek design
- Elegant look
- Strong ribbed blades
- Optimum blade angle for superior air thrust
- High-speed



## Specifications

Sweep (mm) – 1200

Power input (watts) – 46

Speed (RPM) – 380

Air delivery (CMM) – 210

Matt Black Copper



Ivory Gold



Matt White Copper



# Torrence-1200mm

- Powerful high-speed motor
- State-of-the-art aerodynamic design for better air dispersion
- Sturdy and robust build for continuous operations




## Specifications

Sweep (mm) – 1200	Power input (watts) – 46
Speed (RPM) – 380	Air delivery (CMM) – 210
Sweep (mm) – 900	Power input (watts) – 38
Speed (RPM) – 450	Air delivery (CMM) – 140



Bianco



Brown



White

# Torrence 1S 600mm

- The small wonder with a big heart
- High-speed motor for maximum air circulation
- Four aerodynamic blades for better airflow



## Specifications

Sweep (mm) – 600

Speed (RPM) – 850

Power input (watts) – 57

Air delivery (CMM) – 115

Bianco



Brown



White







# Ecosport 1S

- Powerful high-speed motor
- Aerodynamic design for better air dispersion
- Low power consumption
- Sturdy build for prolonged wind operations



## Specifications

Sweep (mm) – 1200


Power input (watts) – 46

Speed (RPM) – 400

Air delivery (CMM) – 210



Bianco



Brown



White

# Ecosport Deco 1S

- Stylish dual-tone blade trim
- Elegant motor ring with metallic finish
- Powerful high-speed motor
- Sturdy blades for faster air delivery



### Specifications

Sweep (mm) – 1200

Speed (RPM) – 400

Power input (watts) – 46

Air delivery (CMM) – 210



Bianco



Brown



White

# Fleenor NXG

- Powerful high-speed motor
- Aerodynamic design for better air dispersion
- Low power consumption
- Sturdy build for prolonged wind operations



## Specifications

Sweep (mm) – 1200

Speed (RPM) – 400

Power input (watts) – 46

Air delivery (CMM) – 210



White



Ivory



Brown



Smoke Brown



# Fleenor Deco NXG

- Powerful high-speed motor
- Aerodynamic design for better air dispersion
- Low power consumption
- Sturdy build for prolonged wind operations



### Specifications

Sweep (mm) – 1200

Speed (RPM) – 400

Power input (watts) – 46

Air delivery (CMM) – 210

Base White



Bianco



Smoke Brown







# TPW COLLECTION

—

- Table
- Wall
- Pedestal

# Boomerang-NXG HS

- Attractive colour combinations
- Aerodynamically designed and balanced PP blades
- Jerk-free oscillation and smooth spin operations
- Elegantly designed switchbox



## Specifications


Sweep (mm) – 400

Speed (RPM) – 2200

Power input (watts) – 120

Air delivery (CMM) – 100

COLOUR  White Grey



# Boomerang-NXG NS

- Aerodynamically designed and balanced PP blades
- Jerk-free oscillation and smooth running
- Attractive colour combinations
- Elegantly designed switchbox



**AERODYNAMICALLY  
BALANCED BLADE**

### Specifications

Sweep (mm) – 400

Speed (RPM) – 1300

Power input (watts) – 55

Air delivery (CMM) – 85

COLOUR  White Blue



# Krayer-HS

- Aerodynamically designed blades for better airflow
- Powerful high-speed motor
- Stylish look
- Strong and sturdy base for jerk-free operations
- Pull-cord for controlling fan speed and oscillation



## Specifications

Sweep (mm) – 300

Speed (RPM) – 2300

Sweep (mm) – 400

Speed (RPM) – 2100

Power input (watts) – 65

Air delivery (CMM) – 65


Power input (watts) – 120

Air delivery (CMM) – 100

COLOUR  White  Maroon & Black  White & Blue



# Colour Options



# Krayer-NS

- Aerodynamically designed blades
- Faster and better air circulation
- Elegantly designed switchbox



**AERODYNAMICALLY  
BALANCED BLADE**

## Specifications

Sweep (mm) – 400

Power input (watts) – 55


Speed (RPM) – 1300

Air delivery (CMM) – 85

COLOUR  White  Maroon & Black  White & Blue



# Colour Options







# Torrence Farrata

- Unique aerodynamic design with 3 leaf metal blades for excellent air delivery
- Powerful energy-efficient heavy duty motor
- Robust and heavy base



## Specifications

Sweep (mm) – 500

Power input (watts) – 150

Speed (RPM) – 1400

Air delivery (CMH) – 135

COLOUR  Black





# EXHAUST COLLECTION —

# Smasher CoAxial Plus

- Modern and trendy design with a stylish grill
- Silent operation
- Extensive air venting and circulation



## Specifications

Sweep (mm) – 150

Speed (RPM) – 2000

Power input (watts) – 20

Air delivery (CMH) – 275

COLOUR  Mist Gold  Silver



# Smasher CoAxial

- Modern and trendy design with a stylish grill
- Silent operation
- Extensive air venting and circulation



## Specifications

Sweep (mm) – 150

Speed (RPM) – 2000

Power input (watts) – 20

Air delivery (CMH) – 275

COLOUR  White  Bianco



# Smasher

- Modern and trendy design with a stylish grill
- Silent operation
- Extensive air venting and circulation



## Specifications

Sweep (mm) – 150

Speed (RPM) – 1300

Sweep (mm) – 200

Speed (RPM) – 1300

Sweep (mm) – 250

Speed (RPM) – 1200

Power input (watts) – 30

Air delivery (CMH) – 275

Power input (watts) – 40

Air delivery (CMH) – 450

Power input (watts) – 40

Air delivery (CMH) – 900



COLOUR  Black  White

# Smasher Nuvo

- Modern and trendy design with a stylish grill
- Silent operation
- Extensive air venting and circulation



## Specifications

Sweep (mm) – 150

Speed (RPM) – 1400

Sweep (mm) – 200

Speed (RPM) – 1300

Power input (watts) – 25

Air delivery (CMH) – 275

Power input (watts) – 30

Air delivery (CMH) – 450

COLOUR  White



# Finfresh Axial Nuvo

- Easy installation on glass, windows & wood panels
- Modern and trendy design
- High quality plastic



## Specifications

Sweep (mm) – 100

Speed (RPM) – 2400

Sweep (mm) – 150

Speed (RPM) – 1750

Power input (watts) – 12

Air delivery (CMH) – 140

Power input (watts) – 20


Air delivery (CMH) – 275

COLOUR  White  Black



# Barney HS

- Specially designed metal blade for faster airflow
- Sleek and stylish domestic exhaust
- Efficient air delivery
- Extra powerful motor
- Silent operation



## Specifications

Sweep (mm) – 150	Power input (watts) – 45
Speed (RPM) – 2600	Air delivery (CMH) – 700
Sweep (mm) – 230	Power input (watts) – 55
Speed (RPM) – 2400	Air delivery (CMH) – 950

COLOUR  Metallic Grey

# Barney NS

- Specially designed metal blade for faster airflow
- Sleek and stylish domestic exhaust
- Efficient air delivery
- Silent operation



## Specifications

Sweep (mm) – 230

Speed (RPM) – 1400

Sweep (mm) – 300

Speed (RPM) – 1350

Power input (watts) – 30

Air delivery (CMH) – 650

Power input (watts) – 45

Air delivery (CMH) – 1100



COLOUR  Grey

# HD Exhaust Nuvo

- Higher air thrust
- Double ball-bearing
- Smooth and silent operation
- Copper winding and powerful motor
- Robust heavy metal body and blades
- Powder-coated premium finish



**METAL  
BODY**



**HIGHER  
AIR  
DELIVERY**

## Specifications

Sweep (mm) – 300	Power input (watts) – 90
Speed (RPM) – 1400	Air delivery (CMH) – 1710
Sweep (mm) – 380	Power input (watts) – 160
Speed (RPM) – 1400	Air delivery (CMH) – 3250
Sweep (mm) – 450	Power input (watts) – 410
Speed (RPM) – 1400	Air delivery (CMH) – 6120
Sweep (mm) – 600	Power input (watts) – 550
Speed (RPM) – 900	Air delivery (CMH) – 9400



COLOUR  Grey

# No Stress. Finolex











Send us a Hi!  
on **020-27506219**  
to register your  
complaint.

**Finolex**  
:DELIGHT

Customer Care  
1800-209-0166  
sales@finolex.com

**Finolex**  
Cables Limited

26-27, Mumbai-Pune Road, Pimpri, Pune - 411018, India. Tel: 020-27506200 | Visit us at: [www.finolex.com](http://www.finolex.com) | Email: [sales@finolex.com](mailto:sales@finolex.com) | CIN: L31300MH1967PLC016531



/finolexcables



/finolexcables



/finolex.cables

**FOR TECHNICAL LITERATURE PLEASE CONTACT OUR BRANCH OFFICES:** Ahmedabad : Tel: 079-26584637 / 26575639 | Bengaluru : Tel: 9845278680 | Bhubaneswar : Tel: 0674-2971188, 2971922 | Chennai : Tel: 044-28231514/28284141 | Chandigarh : Tel: 9316064670 | Cochin : Tel: 9880088155 | Coimbatore : Tel: 0422-2330997 | Dharwad : Tel: 9880088155 | Goa : Tel: 0832-2782003 / 2782065 | Gurgaon : Tel: 9896763770 | Guwahati : Tel: 9435324398 | Indore : Tel: 7314911723 | Jaipur : Tel: 9929111411 | Kolkata : Tel: 0522-4035031 | Lucknow : Tel: 9560299393 | Mumbai : Tel: 022 - 22820062 | New Delhi : Tel: 9870170171 | Patna : Tel: 9934107999 | Pune : Tel: 020 - 27506200 | Raipur : Tel: 7008336581 | Ranchi : Tel: 8101383841 | Secunderabad : Tel: 040 - 27811161 | Uttarakhand : Tel: 9760045003 | Vadodara : Tel: 9879555568 | Vijayawada : Tel: 9848043967

ALL INFORMATION GIVEN HEREIN IS IN GOOD FAITH. FINOLEX SHALL NOT BE LIABLE FOR ANY DAMAGES ARISING OUT OF INCORRECT USE OR INTERPRETATION.  
In order to derive maximum benefit and utilisation of our products, we advise that these products are stored, installed and commissioned as per the norms prevailing in the place of installation.  
When decommissioned, these should be disposed using appropriate methods/process specified in respective state / location of use so as not to affect the environment adversely.

The product illustrated on this carton may vary slightly from the actual product owing to continued product improvements.